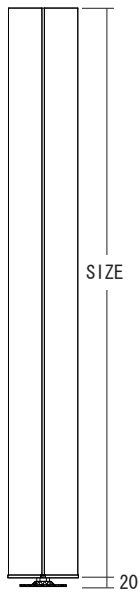
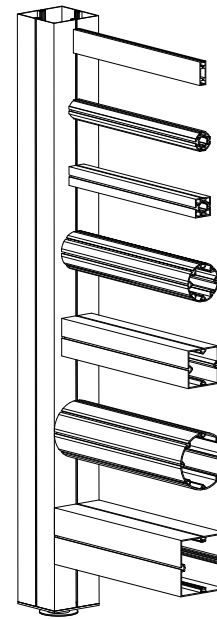
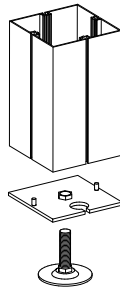


120mm 角柱  
120mm square Upright

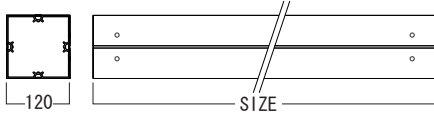


SIZE (mm) = H200  
H500  
H600  
H1,000  
H2,000  
H2,480  
H2,680  
H2,980  
H5,980



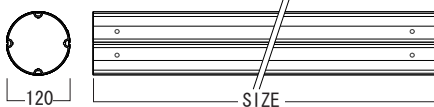
120mm 角柱 対応梁  
Beam use with 120mm square Upright

120mm 角梁  
120mm square Beam



SIZE (mm) = L375 , L580 , L870 , L1,365 , L1,860 , L2,355 , L2,850 , L3,345 , L3,840 , L4,335 , L5,325 , L5,820

120mm 丸梁  
120mm round Beam



SIZE (mm) = L375 , L580 , L870 , L1,365 , L1,860 , L2,355 , L2,850

80mm 角梁  
80mm square Beam



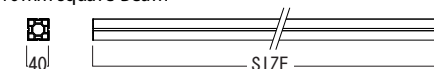
SIZE (mm) = L375 , L580 , L870 , L1,365 , L1,860 , L2,355 , L2,850

80mm 丸梁  
80mm round Beam




SIZE (mm) = L375 , L580 , L870 , L1,365 , L1,860 , L2,355 , L2,850

40mm 角梁  
40mm square Beam



SIZE (mm) = L375 , L580 , L870 , L1,365 , L1,860

40mm 丸梁  
40mm round Beam



SIZE (mm) = L375 , L580 , L870 , L1,365 , L1,860